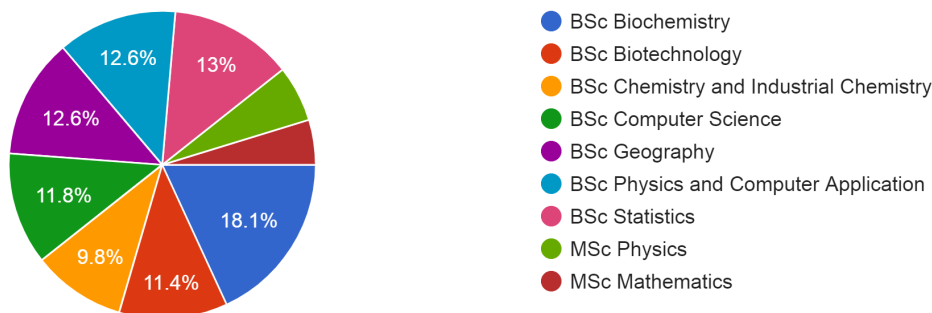


Government college Kariavattom
STUDENTS SATISFACTION SURVEY
REPORT- 2020-21

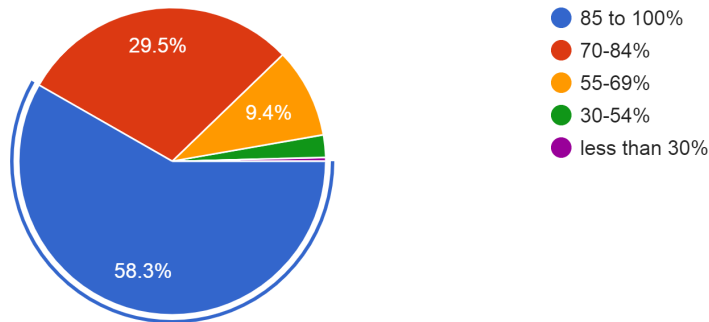
Every year Government College Kariavattom conducts a satisfaction survey from the students to strengthen the efficiency of the academic and administrative performance of the institution. An academic year survey was also conducted for the year 2020-21 based on NAAC criterion set of questions and collected from the students who passed out from various departments of our college. The result has been analysed from more than 250 students who responded to the survey.

Course Studied
254 responses



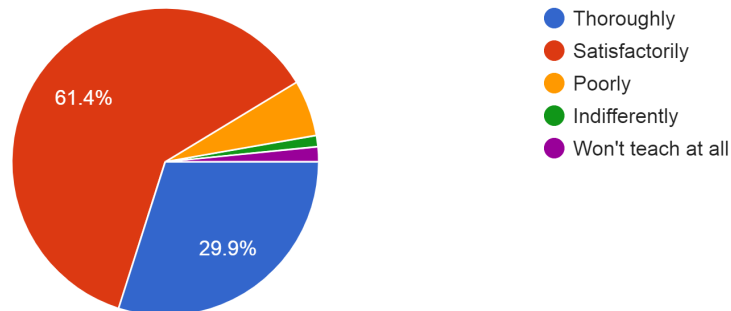
58 percent of students claimed their syllabus coverage of above 85 percent by the faculties whereas 30 percent claimed syllabus coverage between 70-84 percent by their respective departments.

Syllabus covered by the teacher
254 responses



Regarding the preparation of faculties for the classes 30 percent of students observed that their faculties had a thorough preparation and 61 percent found it to be a satisfactory preparation for their sessions.

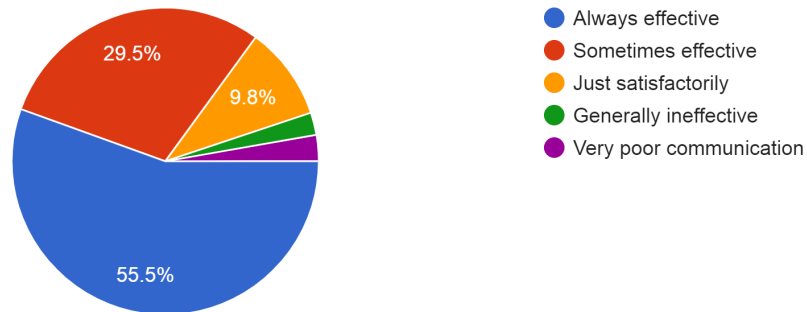
Teachers preparation for the class
254 responses



With regard to the teacher-student communication, 55 percent of students rated effective communication by their teachers with and 30 percent as effective at times. 10 percent among the respondents considered it satisfactory whereas the remaining considered it generally ineffective or poor communication.

How effective is the teachers communication?

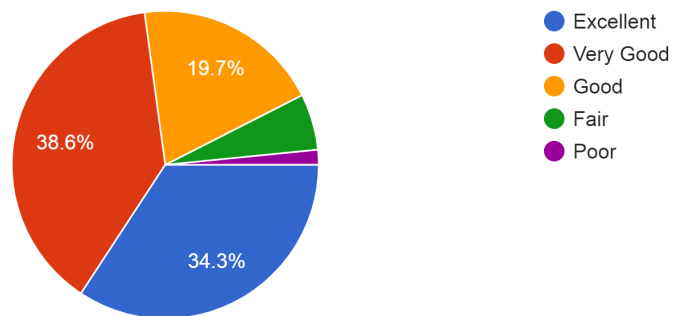
254 responses



34 percent of the students considered the faculties approach in teaching as excellent while 39 percent considered it as very good, 20 percent as good and 6 percent as fair while they engage the sessions.

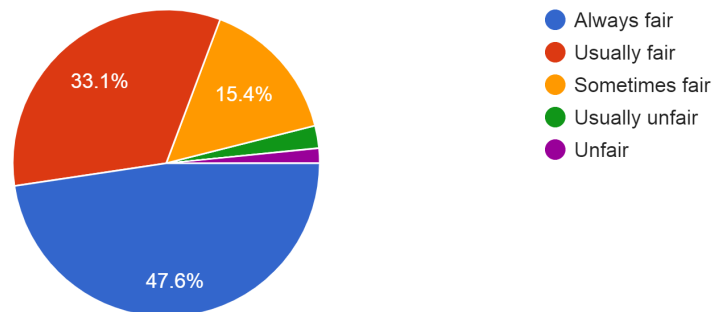
Teachers approach to teaching

254 responses



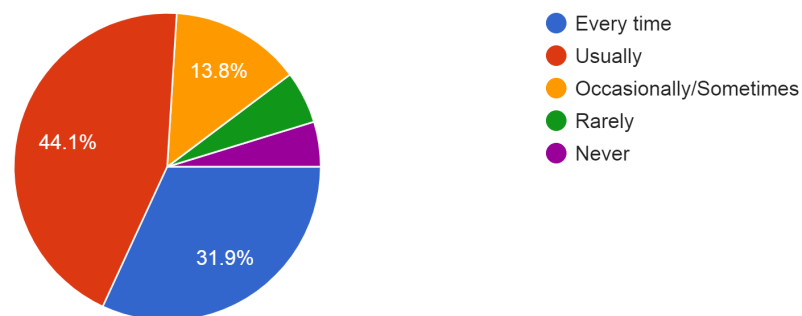
Regarding the Fairness of internal evaluation, 48 percent and 33 percent regarded it as always fair or usually fair respectively from teachers side whereas 1 percent among the respondents viewed as unfair

Fairness of internal Evaluation
254 responses



In discussing and supporting the performance of learners assignments from the faculties, 31 percent of students appraised that their teachers were in touch with the performance and discuss with them every time, 44 percent considered as usual and 14 percent claimed as approach when needed.

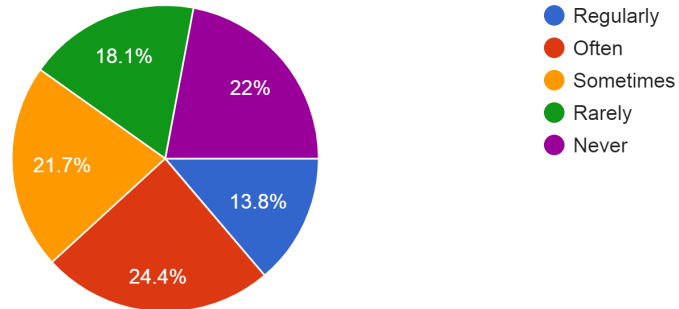
Was your performance in assignments discussed with you?
254 responses



14 percent of students and 24 percent rated regular and often respectively for the institution in promoting internship, student exchange and field visit opportunities during their course time. However 22 percent claimed they never got a chance for such opportunities in this regard.

The institutes interest in promoting internship, student exchange and field visit opportunities for students

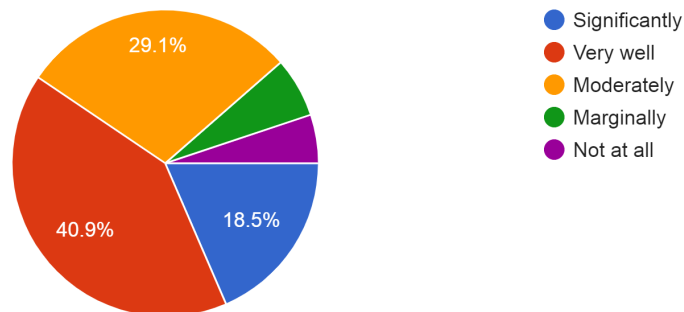
254 responses



19 percent of the learners reviewed a significant contribution from the institution in facilitating cognitive, social and emotional growth through the teaching and mentoring process while 41 percent and 29 percent reviewed a well approach and moderate level respectively in this regard.

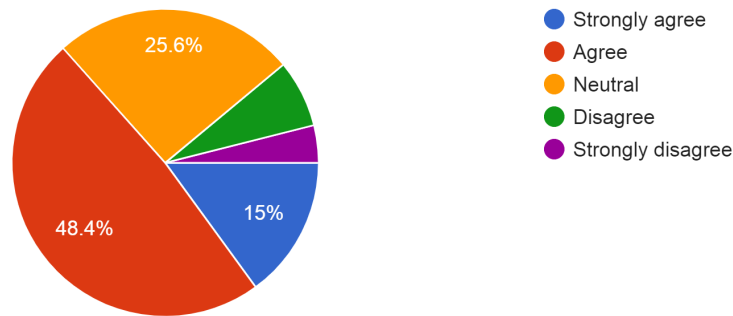
The teaching and mentoring process in your institution facilitates you in cognitive, social and emotional growth.

254 responses



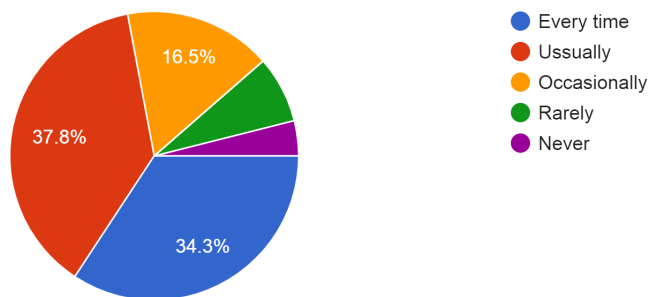
In connection with the institution providing multiple opportunities to learn and grow, 15 percent agreed strongly, 48 percent agree to a great extent, while 4 percent strongly disagreed.

The institution provides multiple opportunities to learn and grow
254 responses



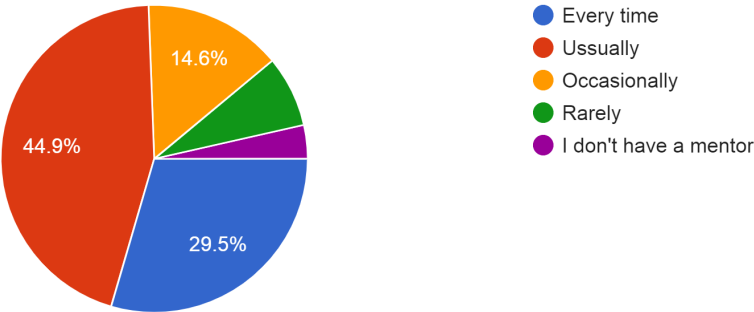
34 percent of the students responded that the teachers inform and backup the expected competencies, course outcomes and programme outcomes every time during their entire course while 38 percent do it usually, 17 percent as occasionally. 11 percent responded that the expected competencies and outcomes were rarely or never reported.

Teachers inform you about your expected competencies, course outcomes and programme outcomes
254 responses



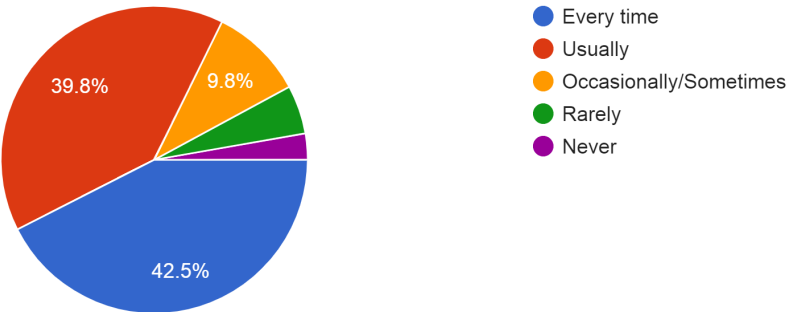
30 percent of the students are of the view that the mentor does a followup every time during their course time while 45 percent as usually, 15 percent as occasionally 7 percent as rarely.

Your mentor does a necessary follow-up with an assigned task to you
254 responses



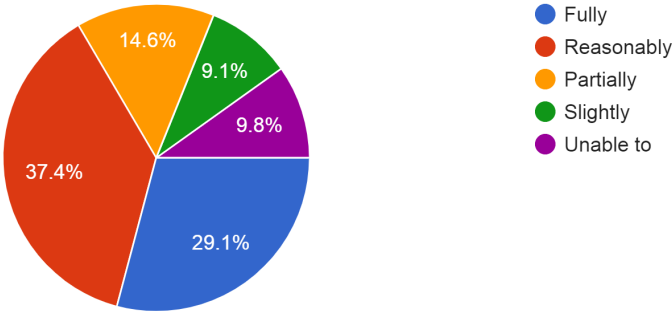
43 percent of the students rated that their teachers illustrate the concepts through examples and applications during the learning process while 40 percent as usually and 10 percent as occasionally.

The teachers illustrate the concepts through examples and applications
254 responses



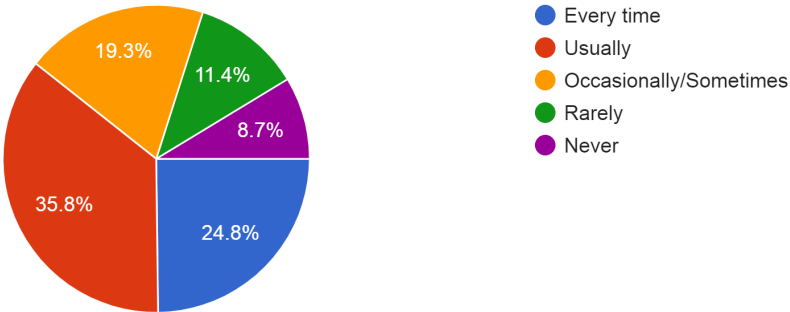
29 percent of the students voted that their teachers identify their strengths and encourage them by providing the right level of challenges fully while 37 percent voted as reasonably.

The teachers identify your strengths and encourage you with providing right level of challenges.
254 responses



Among the respondents, 25 percent believe that their teachers are able to identify their weaknesses every time and help in overcoming it while 36 percent and 19 percent believe it as usually and occasionally respectively.

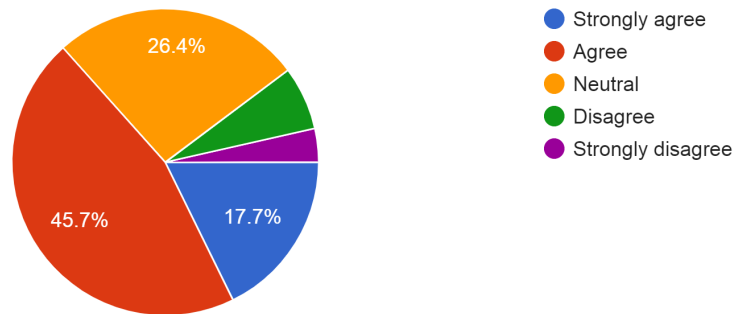
Teachers are able to identify your weaknesses and help you to overcome them
254 responses



With reference to the institution's effort to engage students in the monitoring, reviewing and improving the quality of the teaching learning process, 18 percent and 46 percent strongly agreed and agreed respectively whereas 4 percent disagreed with it.

The institution makes effort to engage students in the monitoring, review and continuous quality improvement of the teaching learning process

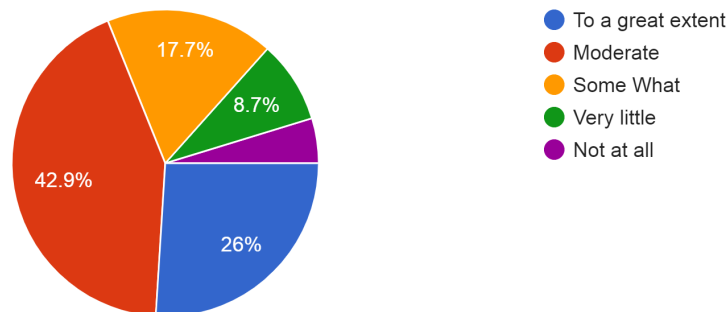
254 responses



26 percent and 43 percent of the students voted that their teachers follow experimental and participative learning to enhance their learning abilities to a great extent and moderate level respectively while 18 percent voted for a somewhat level effort.

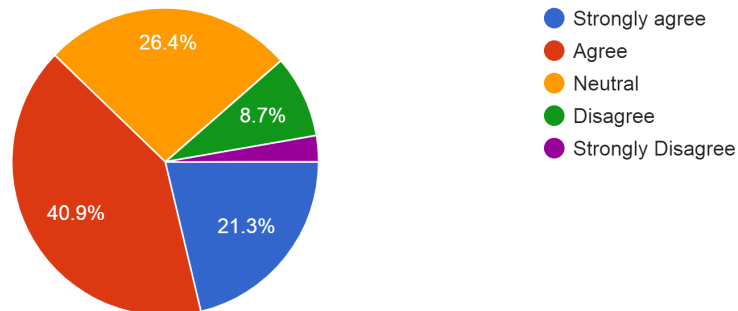
The institute/ teachers use student centric methods, such as experimental learning, participative learning and problem solving methodologies for enhancing learning experiences

254 responses



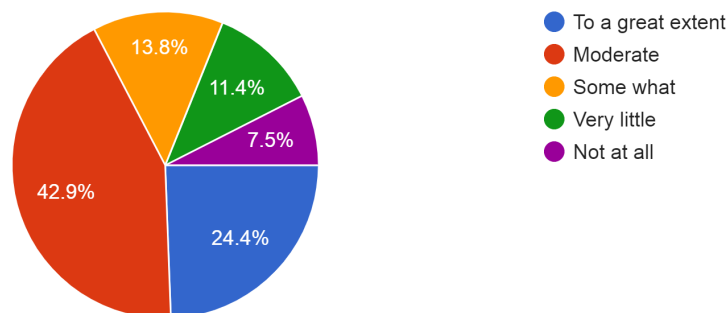
The respondents strongly agree that 21 percent of their faculties encourage them to participate in extracurricular activities in addition to their academic affairs while 41 percent agree. 8 percent of them however disagreed with it.

Teachers encourage you to participate in extracurricular activities
254 responses



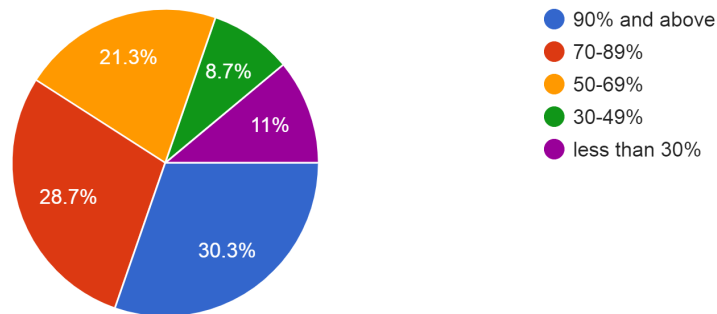
24 percent of the respondent agreed to a great extent that their teachers make a great effort to inculcate soft skills, life skills and employability skills in them for the world of work by the completion of their course while, 43 percent agreed moderately and 14 percent to a somewhat level. However 8 percent claimed as they haven't received any such facilities.

Efforts are made by the institute/ teachers to inculcate soft skills, life skills and employability skills to make you ready for the world of work
254 responses



Regarding the use of ICT tools such as LCD projector, Multimedia, etc. while teaching, 59 percent claimed that 70 percent of their teachers employ ICT methods during their teaching- learning process.

What percentage of teachers uses ICT tools such as LCD projector, Multimedia, etc. while teaching
254 responses



24 percent of the respondents strongly agree that they experienced a good quality of teaching- learning process from the institution, 49 percent partially and 19 percent with a neutral attitude.

The overall quality of teaching-learning process in your institute is good
100 responses

