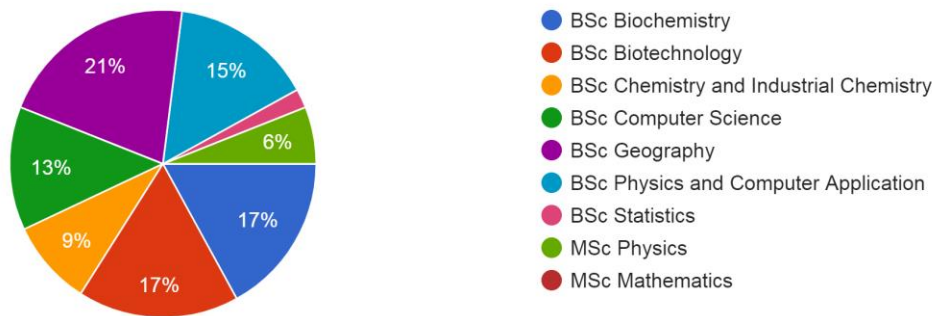


Government College Kariavattom
STUDENTS SATISFACTION SURVEY
REPORT- 2019-20

Every year the college conducts a satisfaction survey from the students to enhance the efficiency of the academic and administrative performance of the institution. During the 2019-20 academic year survey was conducted based on NAAC criterion set of questions and collected from 100 respondents who passed out from various departments of our college.

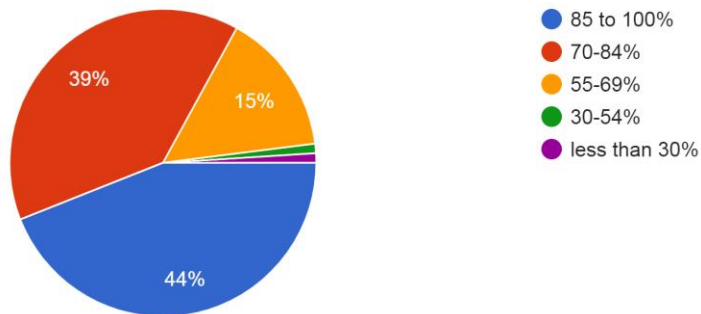
Course Studied
100 responses



44 percent of students claimed their syllabus coverage of above 85 percent by the faculties whereas 39 percent claimed syllabus coverage between 70-84 percent by their respective departments.

Syllabus covered by the teacher

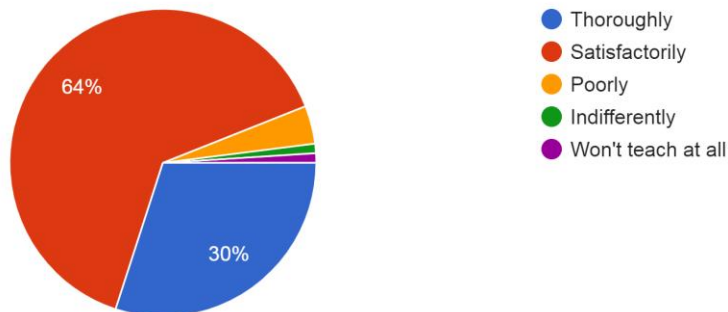
100 responses



Regarding the preparation of faculties for the classes 30 percent of students observed as thoroughly and 64 percent as satisfactory.

Teachers preparation for the class

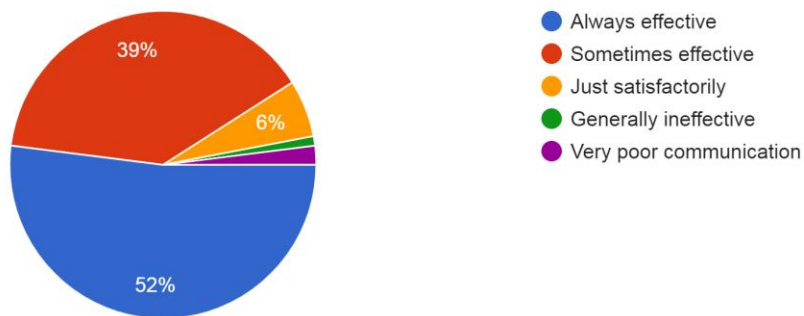
100 responses



With regard to the teacher-student communication, 52 percent of students rated effective communication by their teachers and 39 percent as effective at times. 6 percent among the respondents considered it satisfactory whereas the remaining considered it generally ineffective or poor communication.

How effective is the teachers communication?

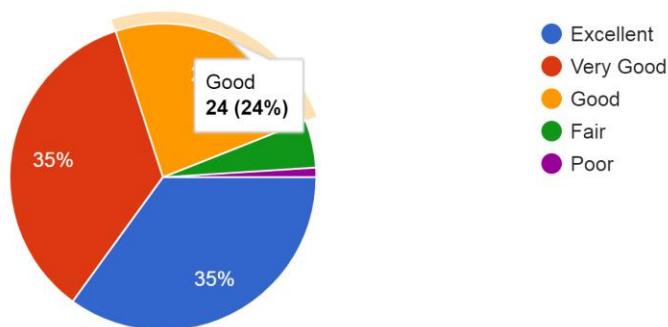
100 responses



35 percent of the students considered the faculties approach in teaching as excellent while 35 percent considered it as very good, 24 percent as good and 5 percent as fair and remaining as poor.

Teachers approach to teaching

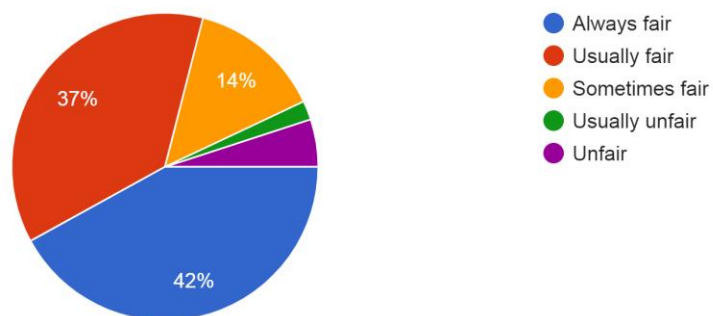
100 responses



Regarding the Fairness of internal evaluation, 42 percent and 37 percent regarded it as always fair or usually fair respectively from teachers side whereas 6 percent among the respondents viewed as unfair

Fairness of internal Evaluation

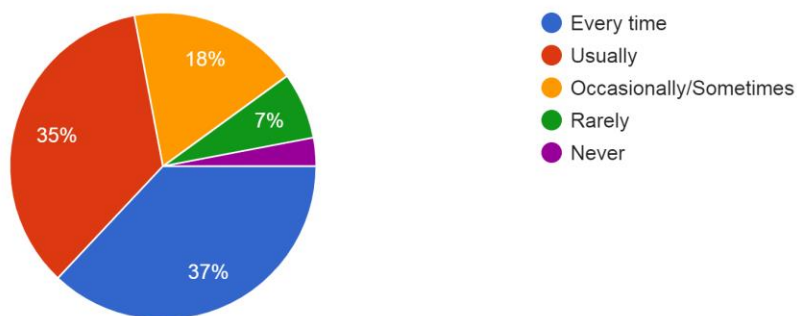
100 responses



In discussing and supporting the performance of learners assignments from the faculties, 37 percent of students appraised that their teachers were in touch with the performance every time, 35 percent considered as usually and 17 percent claimed as occasionally approach.

Was your performance in assignments discussed with you?

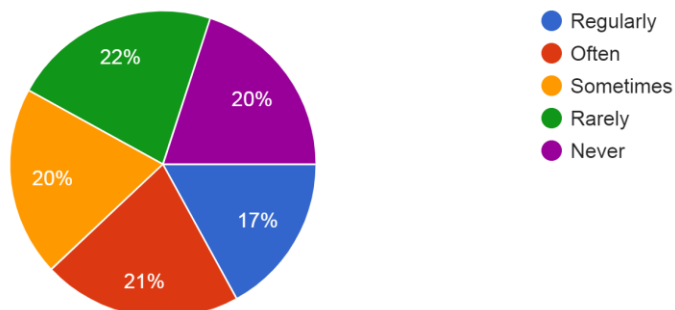
100 responses



17 percent of students and 21 percent rated regular and often respectively for the institution in promoting internship, student exchange and field visit opportunities during their course time. However 20 percent claimed as they never got a chance for such opportunities in this regard.

The institutes interest in promoting internship, student exchange and field visit opportunities for students

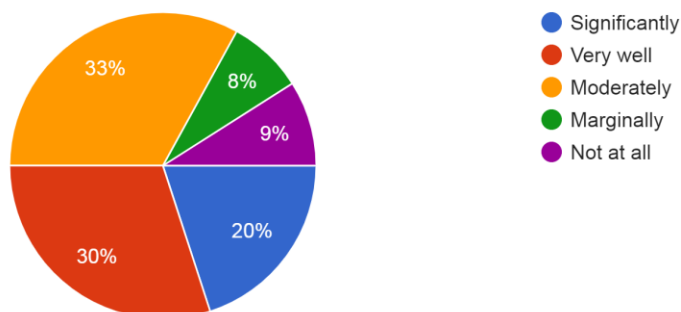
100 responses



20 percent of the learners reviewed a significant contribution from the institution in facilitating cognitive, social and emotional growth through the teaching and mentoring process while 30 percent and 33 percent reviewed a well approach and moderate level in this regard.

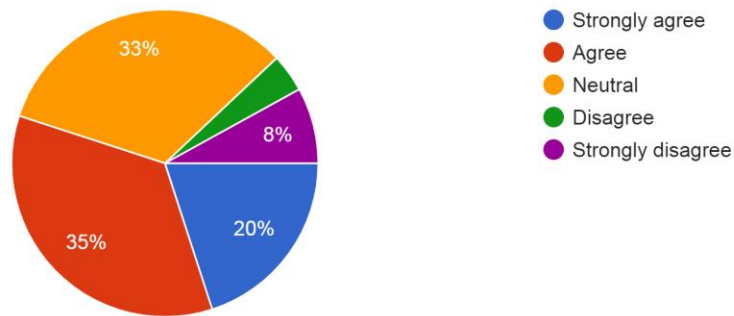
The teaching and mentoring process in your institution facilitates you in cognitive, social and emotional growth.

100 responses



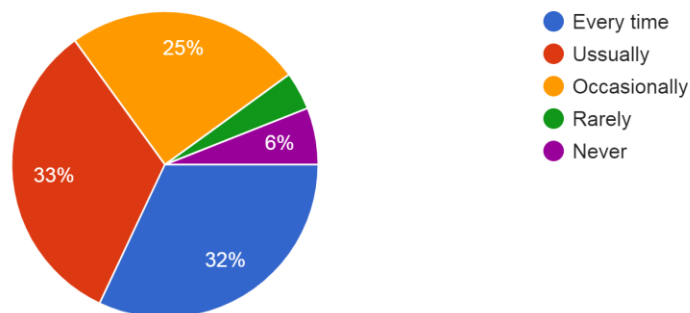
In connection with the institution providing multiple opportunities to learn and grow, 20 percent agreed strongly, 35 percent as partially, while 8 percent strongly disagreed.

The institution provides multiple opportunities to learn and grow
100 responses



32 percent of the students responded that the teachers inform the expected competencies, course outcomes and programme outcomes every time during their entire course while 33 percent as usually, 25 percent as occasionally and 6 percent as never.

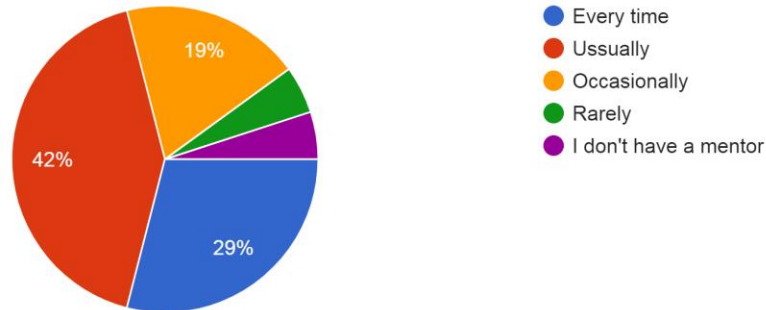
Teachers inform you about your expected competencies, course outcomes and programme outcomes
100 responses



29 percent of the students are of the view that the mentor does a followup every time during their course time while 42 percent as usually, 19 percent as occasionally 5 percent as rarely and 5 percent don't know they have a mentor .

Your mentor does a necessary follow-up with an assigned task to you

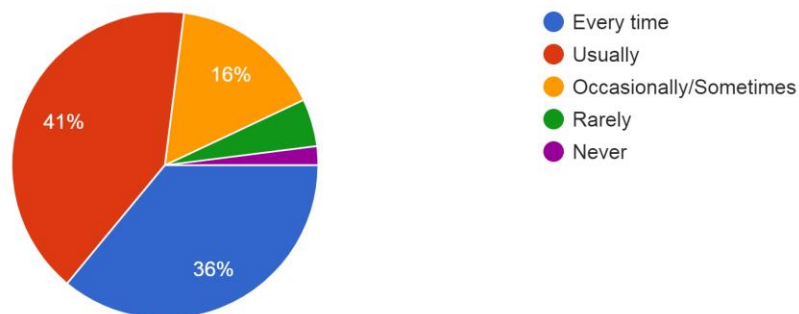
100 responses



36 percent of the students rated that their teachers illustrate the concepts through examples and applications during the learning process while 41 percent as usually and 16 percent as occasionally.

The teachers illustrate the concepts through examples and applications

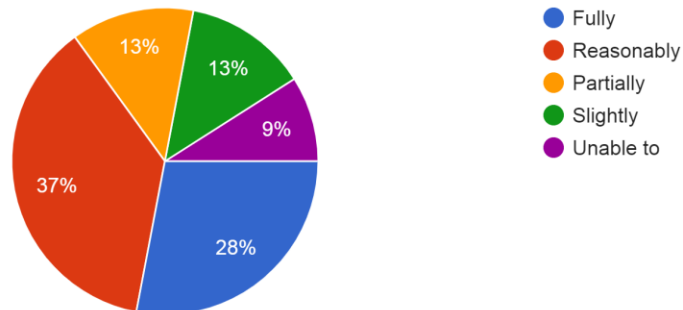
100 responses



28 percent of the students voted that their teachers identify their strengths and encourage them by providing the right level of challenges fully while 37 percent voted as reasonably.

The teachers identify your strengths and encourage you with providing right level of challenges.

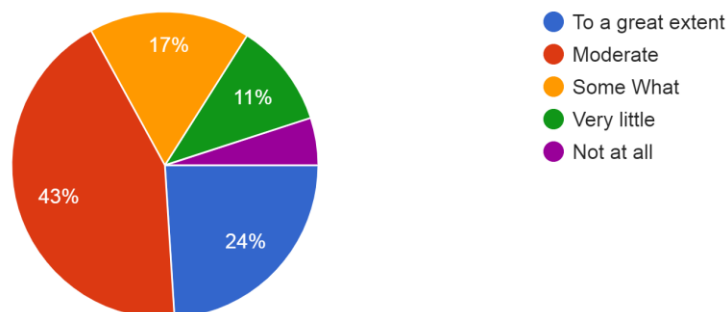
100 responses



24 percent and 43 percent of the students voted that their teachers follow experimental and participative learning to enhance their learning abilities to a great extent and moderate level while 17 percent voted for a somewhat level effort.

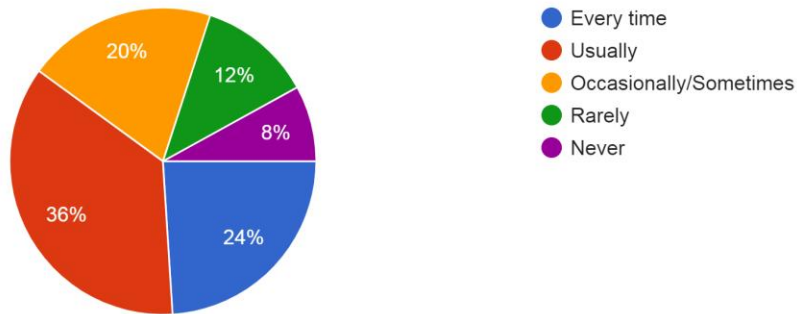
The institute/ teachers use student centric methods, such as experimental learning, participative learning and problem solving methodologies for enhancing learning experiences

100 responses



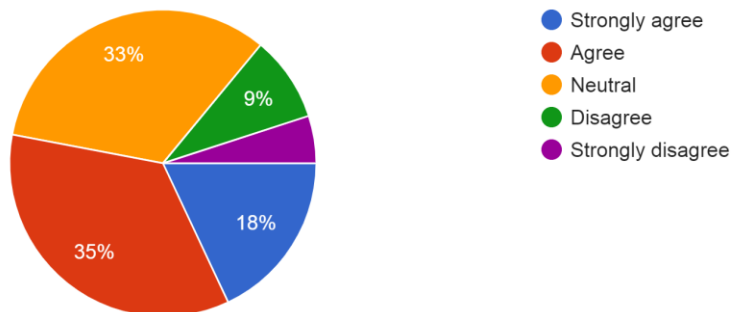
Among the respondents, 24 percent believe that their teachers are able to identify their weaknesses every time and help in overcoming it while 36 percent and 20 percent believe it as usually and occasionally respectively.

Teachers are able to identify your weaknesses and help you to overcome them
100 responses



With reference to the institution's effort to engage students in the monitoring, reviewing and improving the quality of the teaching learning process, 18 percent and 35 percent strongly agreed and agreed respectively whereas 9 percent disagreed with it.

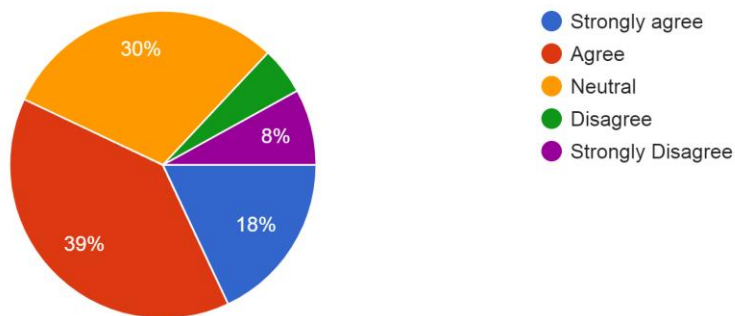
The institution makes effort to engage students in the monitoring, review and continuous quality improvement of the teaching learning process
100 responses



The respondents claimed that 57 percent of their faculties encourage them to participate in extracurricular activities in addition to their academic affairs. 8 percent of them however disagreed with it

Teachers encourage you to participate in extracurricular activities

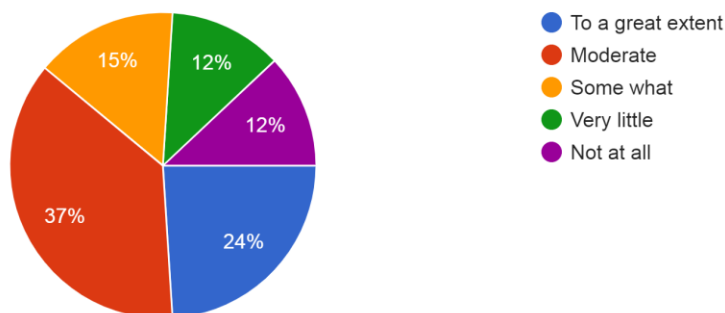
100 responses



24 percent of the respondent agreed to a great extent that their teachers make a great effort to inculcate soft skills, life skills and employability skills in them for the world of work by the completion of their course while, 37 percent agreed moderately and 15 percent to a somewhat level. However 12 percent claimed as they haven't received any such facilities.

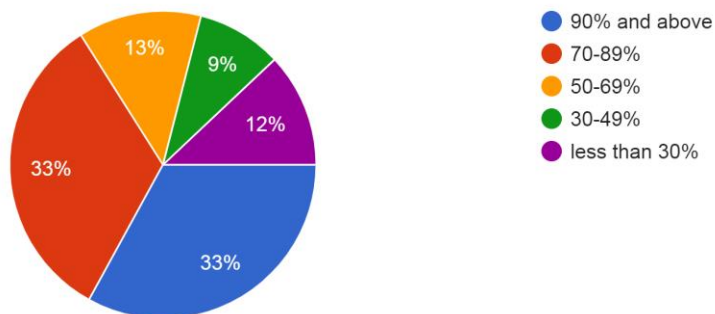
Efforts are made by the institute/ teachers to inculcate soft skills, life skills and employability skills to make you ready for the world of work

100 responses



Regarding the use of ICT tools such as LCD projector, Multimedia, etc. while teaching, 66 percent claimed that 70 percent of their teachers employ ICT methods during their teaching- learning process.

What percentage of teachers uses ICT tools such as LCD projector, Multimedia, etc. while teaching
100 responses



24 percent of the respondents strongly agree that they experienced a good quality of teaching- learning process from the institution, 49 percent partially and 19 percent with a neutral attitude.

The overall quality of teaching-learning process in your institute is good
100 responses

