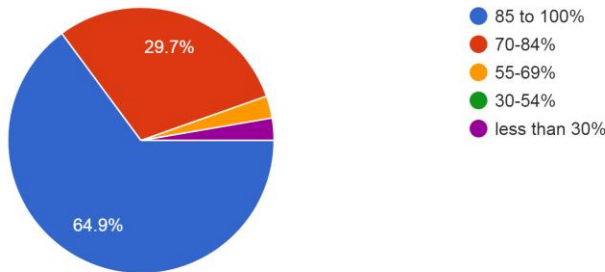


Government College Kariavattom
STUDENTS FEEDBACK REPORT- 2017-18

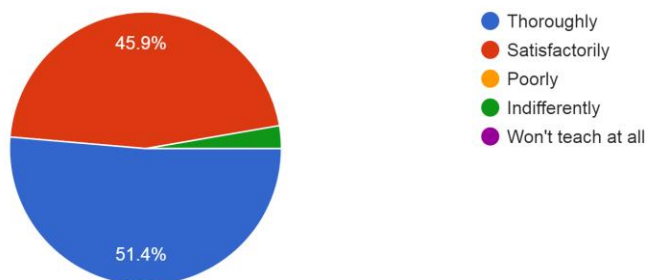
Every year the college conducts a satisfaction survey from the students to enhance the efficiency of the academic and administrative performance of the institution. During the 2017-18 academic year survey was conducted based on NAAC criterion set of questions. 65 percent of students claimed their syllabus coverage of above 85 percent by the faculties whereas 30 percent claimed syllabus coverage between 70-84 percent by their respective departments.

Syllabus covered by the teacher
37 responses



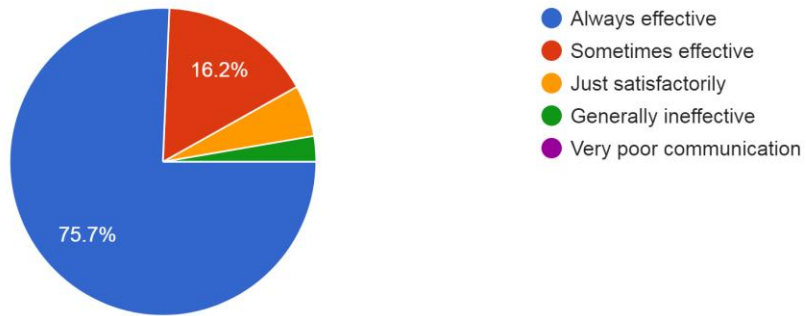
Regarding the preparation of faculties for the classes 51 percent of students observed as thoroughly and 46 percent as satisfactory while 3 percent viewed it as an indifferent approach.

Teachers preparation for the class
37 responses



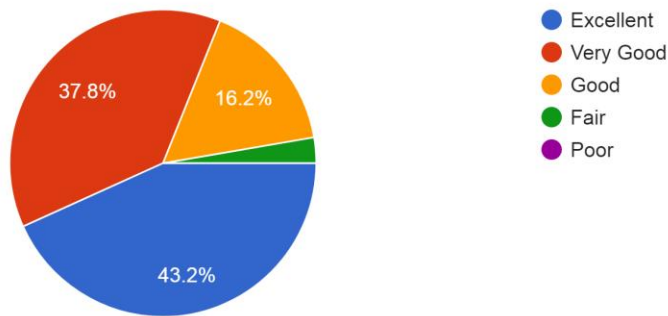
With regard to the teacher-student communication, 76 percent of students rated effective communication by their teachers and 16 percent as effective at times. 6 percent among the respondents considered as satisfactorily whereas 2 percent considered it generally ineffective.

How effective is the teachers communication?
37 responses



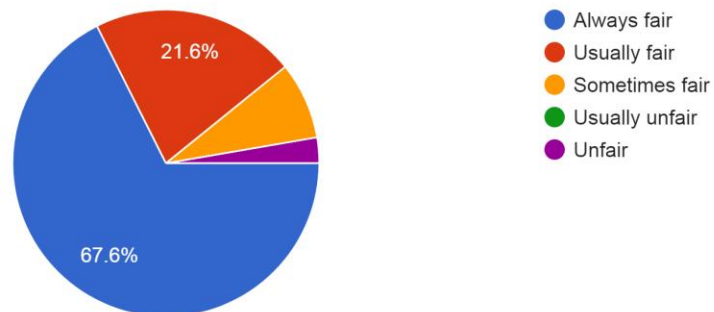
43 percent of the students considered the faculties approach in teaching as excellent while 38 percent considered it as very good, 16 percent as good and 3 percent as fair.

Teachers approach to teaching
37 responses



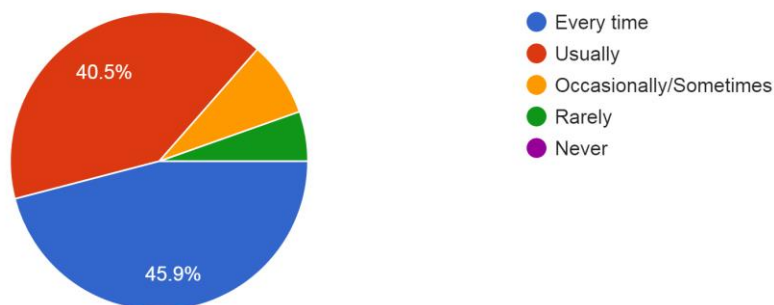
Regarding the Fairness of internal evaluation, 68 percent regarded it as always fair from teachers side whereas 3 percent among the respondents viewed as unfair

Fairness of internal Evaluation
37 responses



In discussing and supporting the performance of assignments from the faculties to the learners, 46 percent of students appraised that their teachers were in touch with the performance every time and 41 percent considered as usually whereas 6 percent claimed a rare approach.

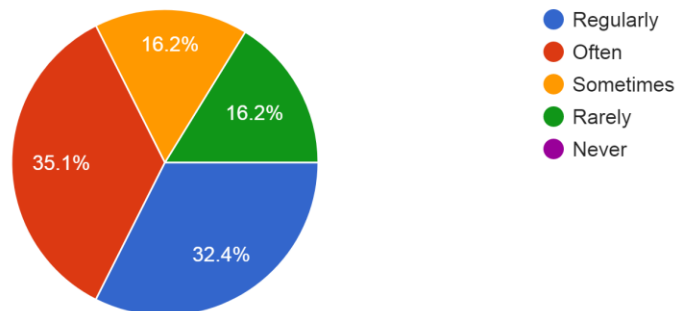
Was your performance in assignments discussed with you?
37 responses



32 percent of students and 35 percent rated regular and often respectively for the institution in promoting internship, student exchange and field visit opportunities during their course time.

The institutes interest in promoting internship, student exchange and field visit opportunities for students

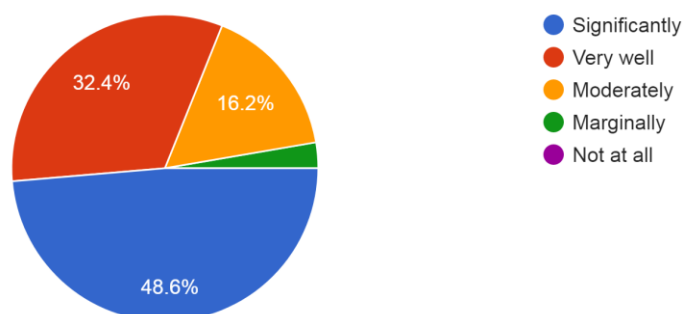
37 responses



49 percent of the learners reviewed a significant contribution from the institution in facilitating cognitive, social and emotional growth through the teaching and mentoring process while 32 percent reviewed a well approach in this regard.

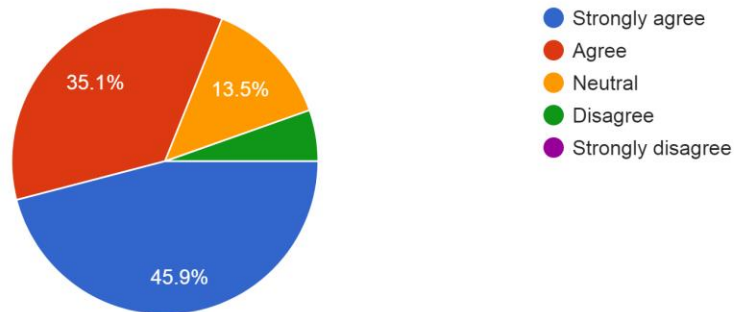
The teaching and mentoring process in your institution facilitates you in cognitive, social and emotional growth.

37 responses



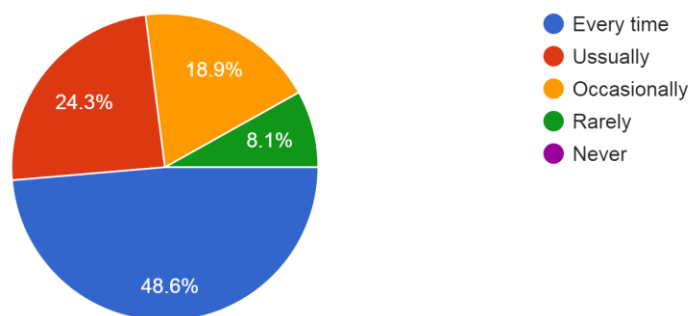
In connection with the institution providing multiple opportunities to learn and grow, 46 percent agreed strongly, 35 percent as partially, while 6 percent disagreed.

The institution provides multiple opportunities to learn and grow
37 responses



49 percent of the students responded that the teachers inform the expected competencies, course outcomes and programme outcomes every time during their entire course while 24 percent as usually, 19 percent as occasionally and 8 percent as rarely.

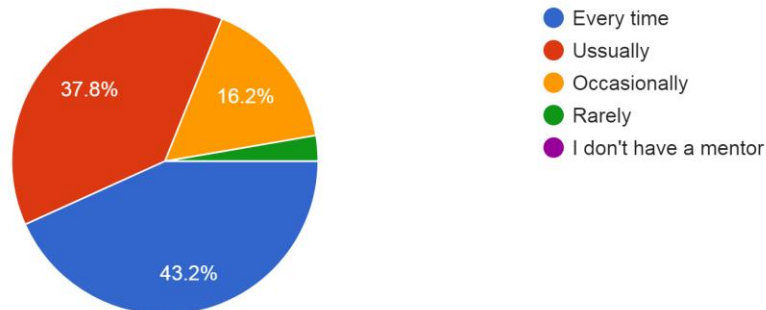
Teachers inform you about your expected competencies, course outcomes and programme outcomes
37 responses



43 percent of the students are of the view that the mentor does a followup every time during their course time while 38 percent as usually, 16 percent as occasionally and 3 percent as rarely.

Your mentor does a necessary follow-up with an assigned task to you

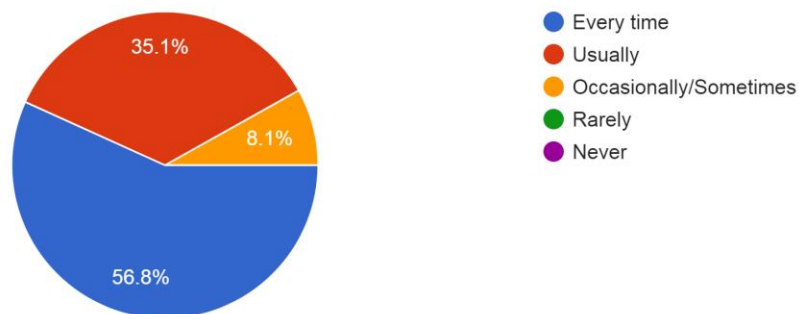
37 responses



57 percent of the students rated that their teachers illustrate the concepts through examples and applications during the learning process while 35 percent as usually and 8 percent as occasionally.

The teachers illustrate the concepts through examples and applications

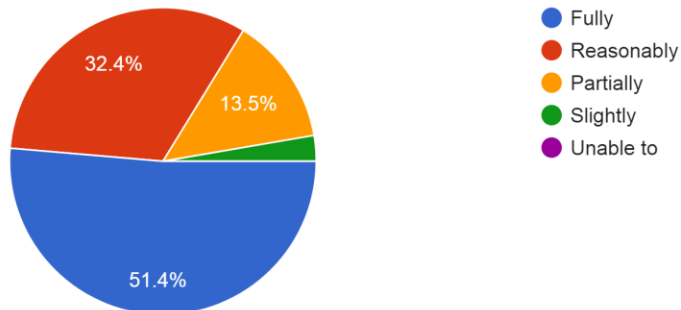
37 responses



51 percent of the students voted that their teachers identify their strengths and encourage them by providing the right level of challenges fully while 32 percent voted as reasonably.

The teachers identify your strengths and encourage you with providing right level of challenges.

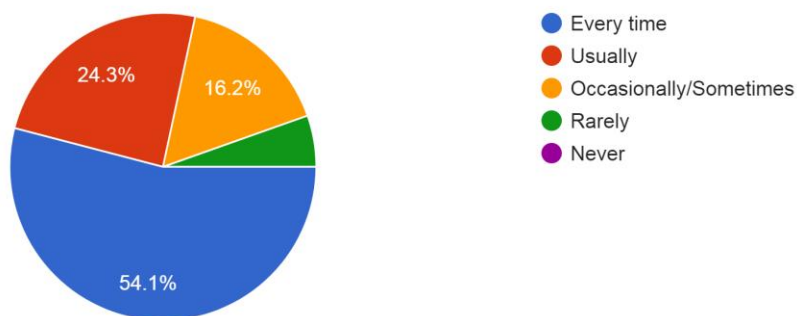
37 responses



Among the respondents, 54 percent believe that their teachers are able to identify their weaknesses every time and help in overcoming it while, 24 percent and 16 percent believe it as usually and occasionally respectively.

Teachers are able to identify your weaknesses and help you to overcome them

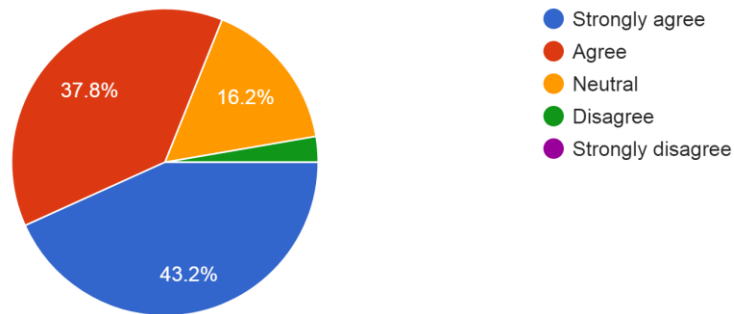
37 responses



With reference to the institution's effort to engage students in the monitoring, reviewing and improving the quality of the teaching learning process, 43 percent strongly agree whereas 3 percent disagree.

The institution makes effort to engage students in the monitoring, review and continuous quality improvement of the teaching learning process

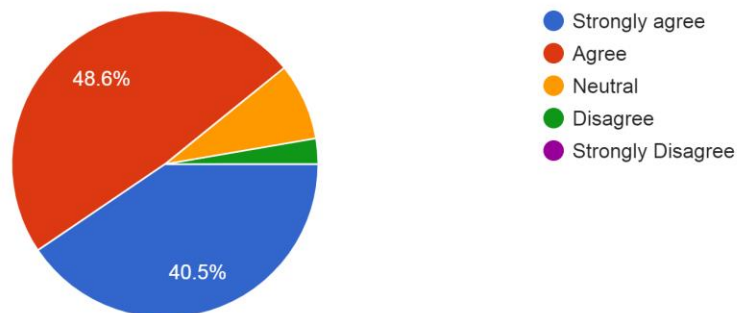
37 responses



The respondents claimed that 89 percent of their faculties encourage them to participate in extracurricular activities in addition to their academic affairs. 3 percent of them however disagreed with it

Teachers encourage you to participate in extracurricular activities

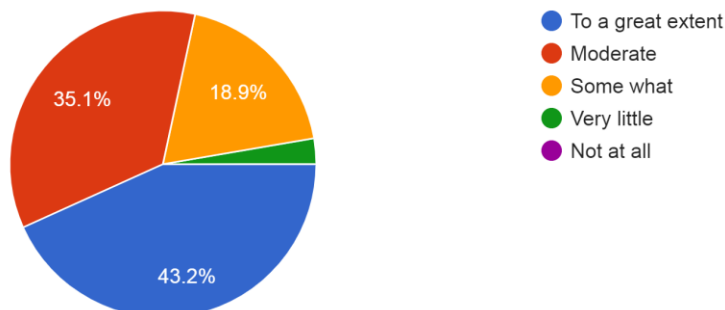
37 responses



43 percent of the respondent agreed to a great extent that their teachers make a great effort to inculcate soft skills, life skills and employability skills in them for the world of work by the completion of their course while, 35 percent agreed moderately and 19 percent to a somewhat level.

Efforts are made by the institute/ teachers to inculcate soft skills, life skills and employability skills to make you ready for the world of work

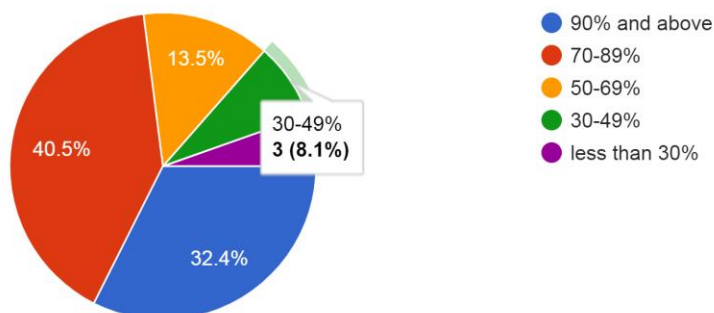
37 responses



Regarding the use of ICT tools such as LCD projector, Multimedia, etc. while teaching, 73 percent claimed that 70 percent of their teachers employ ICT methods during their teaching- learning process.

What percentage of teachers uses ICT tools such as LCD projector, Multimedia, etc. while teaching

37 responses



51 percent of the respondents strongly agree that they experienced a good quality of teaching- learning process from the institution, 41 percent partially and 8 percent with a neutral attitude.

The overall quality of teaching-learning process in your institute is good

37 responses

